



7" Tile Wet Saw with Extension Table

22700Q

PORTABLE

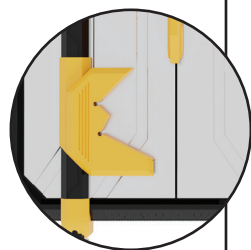
Convenient size for easy transport

SELF-CONTAINED

Deep water tray means no refilling

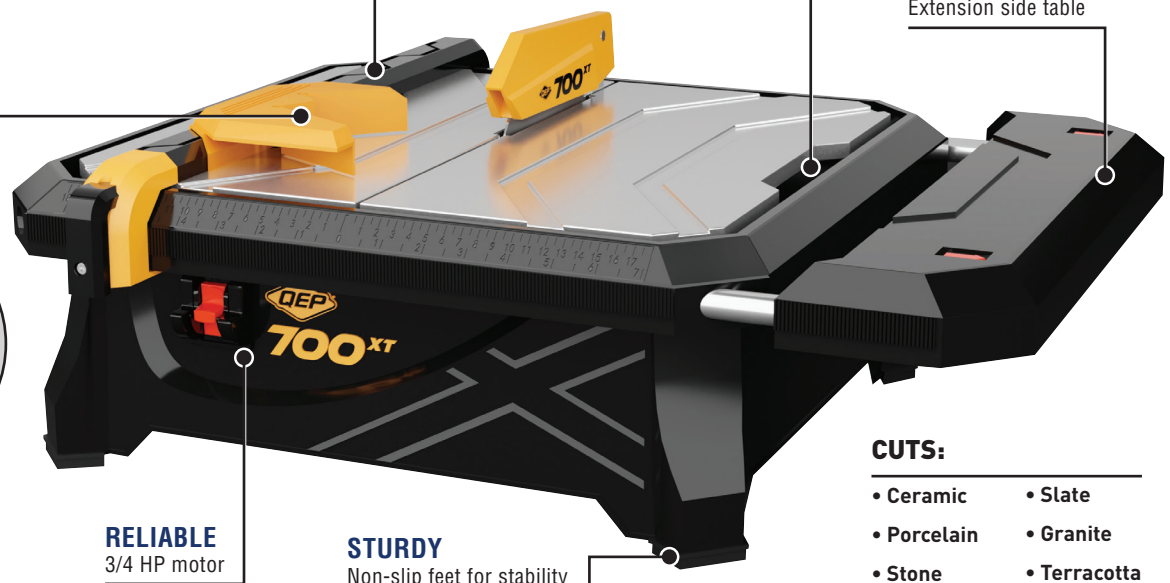
VERSATILE

Extension side table



ACCURATE

Adjustable angle and rip guide



RELIABLE

3/4 HP motor

STURDY

Non-slip feet for stability

CUTS:

- Ceramic
- Porcelain
- Stone
- Marble
- Travertine
- Slate
- Granite
- Terracotta
- Limestone
- Quarry

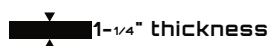
CUTTING SIZE



Unlimited Rip



Unlimited Diagonal



1-1/4" thickness

CUT TYPE



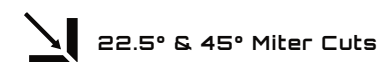
Straight Cuts



Diagonal Cuts



Profile Cuts



22.5° & 45° Miter Cuts

SPECIFICATIONS

| | |
|-----------------|-------------------------------|
| MOTOR: | 3/4 HP / 120V-60Hz / 4.8 Amps |
| WATTS: | 550 |
| RPM: | 3600 |
| BLADE CAPACITY: | 7" |
| ARBOR: | 5/8" |
| SIZE: | 20" L x 15.74" W x 9.88" H |
| WEIGHT: | 23 lbs. |



The QEP® 700XT 7" Wet Tile Saw makes straight, diagonal, profile and bevel cuts on a wide array of tile and stone material. The powerful, 3/4 horsepower, 550 Watt motor cuts tile up to 1 1/4" thick. The included 7" continuous rim diamond blade, table extension, rip guide and angle guide make this wet saw perfect for most cutting jobs. For porcelain and hard tiles, use QEP's Black Widow Blade, 6-7008BW. This cutter includes a wrench to quickly change blades.

Professional Tools for Professional Results

www.QEP.com

E1820-11380