



The ORIGINAL  
**LASH**<sup>®</sup>  
 LEVEL ALIGN SPACE HOLD

# Tile Leveling System

Patented 2-part System

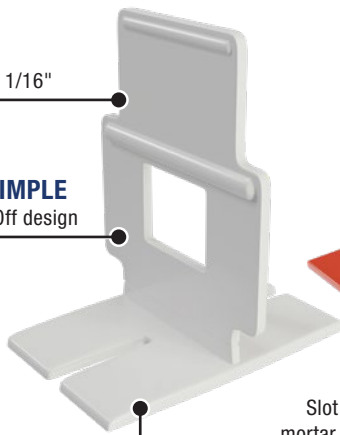
For Any Size Floor & Wall Tiles

## CLIPS



**SIZE**  
 Spaces tiles 1/16"

**FAST & SIMPLE**  
 Easy Snap-Off design



**SIZE**  
 Spaces tiles 1/8"

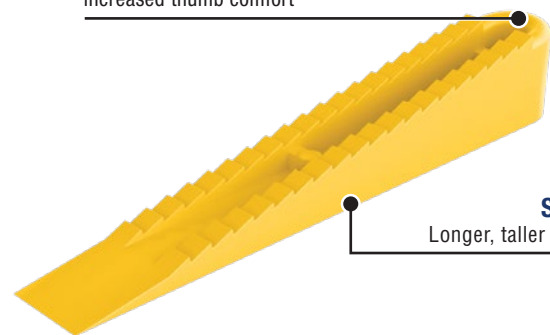


**DESIGN**  
 Slot on both sides allows mortar to disperse evenly to eliminate potential voids



## WEDGES



**EASY TO USE**  
 Round back end for increased thumb comfort



**SLEEK**  
 Longer, taller design



### LEVEL

Anchor adjusts to the tiles so they remain level throughout the installation

### ALIGN

Designed to address variations in tile thickness

### SPACE

Produces a 1/16" or 1/8" wide grout joint between tiles

### HOLD

Holds tiles firmly in place to ensure a lippage-free surface

Designed for quick installation, the LASH<sup>®</sup> Tile Leveling System reduces costly call backs by ensuring that the finished floor surface is lippage-free. It is the perfect system to use with large-format rectified porcelain, thin porcelain tile, marble and stone where narrow grout joints are required. This fast, simple system is the most cost effective installation method on the market to eliminate lippage.

The LASH System provides narrow 1/16" or 1/8" grout lines. For grout joints up to 1/4", traditional spacers can be used.

U.S. Patent No. 7,992,354

Professional Tools for Professional Results

www.QEP.com

T1021-11853

## Easy to install and remove!

| Item # | Type                 | Quantity                        |
|--------|----------------------|---------------------------------|
| 99730  | <b>A</b> Clips 1/16" | 100/bag (8/case)                |
| 99731  | <b>A</b> Clips 1/16" | 300/Box (4/case)                |
| 99740  | <b>A</b> Clips 1/16" | 1000 Bulk Box (50 boxes/pallet) |
| 99781  | <b>A</b> Clips 1/8"  | 100/bag (8/case)                |
| 99782  | <b>A</b> Clips 1/8"  | 300/Box (4/case)                |
| 99783  | <b>A</b> Clips 1/8"  | 1000 Bulk Box (50 boxes/pallet) |
| 99726  | <b>B</b> Wedges      | 100/bag (8/case)                |
| 99727  | <b>B</b> Wedges      | 300/Box (4/case)                |
| 99757  | Installation Pliers  | (6/case)                        |

## Estimated Coverage\* **A** **A** + **B**

| Tile Size | 100 Pack            | 300 Pack            | 1000 Pack            |
|-----------|---------------------|---------------------|----------------------|
| 6" x 24"  | 25 ft <sup>2</sup>  | 75 ft <sup>2</sup>  | 250 ft <sup>2</sup>  |
| 12" x 24" | 50 ft <sup>2</sup>  | 150 ft <sup>2</sup> | 500 ft <sup>2</sup>  |
| 18" x 18" | 56 ft <sup>2</sup>  | 168 ft <sup>2</sup> | 560 ft <sup>2</sup>  |
| 24" x 24" | 100 ft <sup>2</sup> | 300 ft <sup>2</sup> | 1000 ft <sup>2</sup> |


\*Coverage varies depending on tile installation pattern and tile quality

*The LASH system should only be used with a minimum 1/4" x 3/8" x 1/4" square trowel notch to apply the setting material. Back buttering your tile is always recommended.*

## Speed up Installation with LASH Pliers

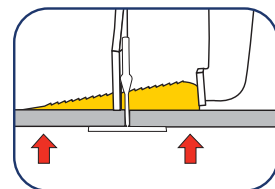
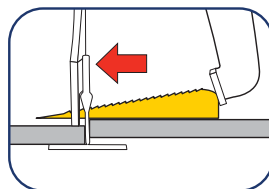
### ADJUSTABILITY

Easily adjusts for different wedge lengths



### VERSATILE

Removable jaw protective caps allow pliers to accommodate wide style tile leveling systems



- Ensure wedges are set properly in the leveling clips every time (One to Two Clicks)
- Can also be used with the Original LASH® Tile Leveling System and all similar Tile Leveling Systems

