



GPTP™ Rail Cutting System

10' | 304.8 cm

75025

DURABLE RAIL BAG

For easy transport and protection





ALUMINIUM

Heavy-duty, light weight, extruded aluminium frame



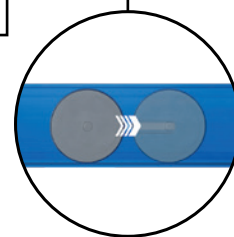
SPRING CLIPS

For quick and easy length extension



NON-MARRING SUCTION CUPS

Four non-marring adjustable suction cups underneath each rail



QEP® Gauged Porcelain Tile Panel Solution Product Series features a Rail Cutting System designed to cut porcelain tile panels with precision up to 10' long and 3/8" thick. The breaker bar includes adjustable leverage points, small internal tips for thin cuts and a slide handle for increased breaking leverage. The cutting head features reversible cutting wheel placement and a palm pad for added power and control. Each rail is equipped with four non-marring adjustable suction cups allowing alignment and stability by maintaining consistent pressure while scoring smooth to semi-textured tile. This cutting system delivers superior performance with professional results. Includes 2 carrying bags: one for the breaker unit and cutting head and a separate bag for the rails.

Professional Tools. Professional Results.

qep.com

Comes with Accessories

BREAKER BAR



**ADJUSTABLE LEVERAGE POINTS ALLOW
FOR CONSISTENT BREAKING FORCE**

**SLIDED THE HANDLE FOR
INCREASED BREAKING LEVERAGE**



CUTTING HEAD



**PALM PAD FOR INCREASED
POWER AND CONTROL**



**REVERSABLE CUTTING
WHEEL PLACEMENT**



ACCESSORY BAG



Professional Tools. Professional Results.

qep.com

N2525-12516